

Mandiri Investa Syariah Berimbang

Balanced Fund Syariah

NAV/Unit IDR 3.701,24

Reporting Date

28 March 2024

Effective Statement

S-3189/PM/2004

Effective Date

14 October 2004

Custodian Bank

Deutsche Bank AG

Inception Date

04 November 2004

AUM

IDR 35,99 Billion

Currency

Indonesian Rupiah (IDR)

Pricing Frequency

Daily

Minimum Initial Investment

Rp 50.000

Number of Offered Units

500.000.000 (Five Hundred Million)

Management Fee

Max. 2,5% p.a

Custodian Fee

Max. 0,25% p.a

Subscription Fee

Max. 1%

Redemption Fee

Maks. 1% (\leq 1 year) 0% ($>$ 1 year)

Switching Fee

Max. 1%

ISIN Code

IDN000005006

Bloomberg Code

MANVEST:J

Benefits Of Mutual Fund

- Professional management
- Investment diversification
- Investment value growth potential
- Easy investment disbursement

Main Risk Factor

- Risks of Changes in Economic and Political
- Risk of Default
- Risk of Liquidity
- Risk of Electronic Media Transaction
- Risk of Dissolution and Liquidation

Investment Period



Risk Period



Description

MISB Fund Investing in Sharia Equities, Sukuk and Money Market Sharia with Medium Term and categorized Medium Risk. This Mutual fund's Portfolio carries various risks for investors.

Information on Mutual Fund Ownership

Confirmation letter for subscription, redemption and switching of mutual funds are valid legal proof of mutual fund ownership issued and delivered by the custodian bank. In case there is Securities Ownership (AKSES) facility, Participation Unit Holders could see Mutual Fund ownership through KSEI Akses webpage, <https://akses.ksei.co.id/>.

About Mandiri Investasi

PT Mandiri Manajemen Investasi (Mandiri Investasi) is a separate subsidiary of PT Mandiri Sekuritas established in October 26, 2004. PT Mandiri Sekuritas is Indonesia's leading investment bank and a subsidiary of PT Bank Mandiri (Persero) Tbk, the country's largest state-owned Bank. Mandiri Investasi and/or its predecessors have been managing investment portfolios since 1993, with Business License Number: No. Kep-11/PM/MI/2004. Mandiri Investasi is one of the Indonesia's largest domestic mutual fund with total assets under management totaling Rp 43,75 Trillion (as of 28 March 2024).

Custodian Bank

Deutsche Bank AG, Jakarta Branch ("DB") is a branch office of Deutsche Bank AG, a banking institution domiciled and having its headquarter in Germany. DB has a license from the OJK to operate as a custodian in the capital market based on BAPEPAM Chairman Decision No. Kep-07/PM/1994 dated 19 January 1994. DB is registered and supervised by the OJK.

Investment Objective

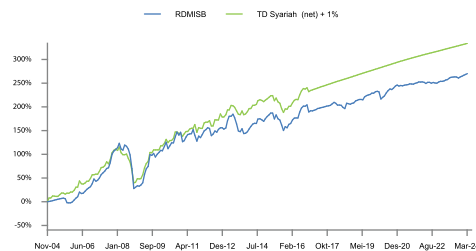
To obtain attractive and optimal investment return in long term while providing sufficient return through investments in Equity Securities, Sharia Bonds (Sukuk), and money market instruments in accordance with Islamic Sharia.

Investment Policy*

Equity Sharia Securities	: 5% - 78%
Sukuk	: 20% - 79%
Money Market Sharia	: 2% - 75%

* Exclude cash and equivalent

Fund Performance



Top Holdings

(In Alphabetical Order)

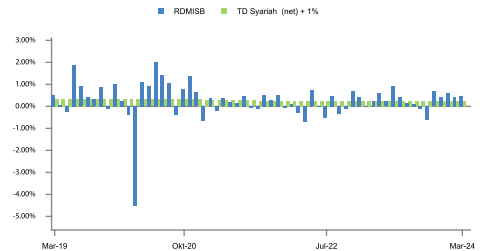
Adira Dinamika Multi Finance Tbk.	Sukuk	11,01%
Angkasa Pura I	Sukuk	2,78%
Bank DKI (Unit Usaha Syariah)	Deposit Sharia	4,86%
Bank Tabungan Negara Tbk (Unit Usaha Syariah)	Deposit Sharia	2,78%
Bumi Serpong Damai	Sukuk	2,77%
Elnusa Tbk.	Sukuk	5,69%
Government	Sukuk	35,27%
Indosat Tbk.	Sukuk	8,36%
Mora Telematika Indonesia	Sukuk	5,57%
XL Axiata Tbk.	Sukuk	5,56%

Portfolio Allocation*

Equity Sharia	: 14,21%
Sukuk	: 77,00%
Deposit Sharia	: 7,64%

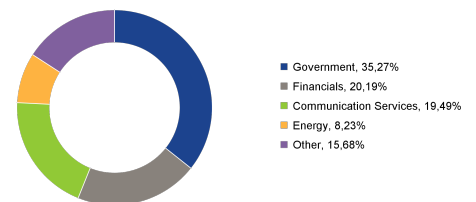
* Exclude cash and equivalent

Monthly Return



Sector Allocation

(5 Biggest Sector)



Performance - 28 March 2024

	1 Month	3 Months	6 Months	1 Year	3 Years	5 Years	YTD	Since Inception
RDMISB	: 0,46%	1,50%	1,99%	3,74%	7,45%	17,30%	1,50%	270,13%
Benchmark*	: 0,23%	0,70%	1,41%	2,84%	9,21%	17,78%	0,70%	334,01%

*Benchmark Description:

Since February 2017 until now the benchmark is TD Syariah (net) + 1%
 Since February 2014 - January 2017 the benchmark was ISSI + ATD Syariah 1M
 Since January 2010 - January 2014 the benchmark was JII + TD Syariah 1M
 Since November 2004 - December 2009 the benchmark was JI

Best Month

(July 2009)

14,13%

Worst Month

(October 2008)

-24,74%

This Mutual fund had a best performance of 14,13% in July 2009 and reached a worst performance of -24,74% in October 2008.

Market Outlook

In March 2024, three global events emerged that could impact global equity markets. Firstly, The Fed's meeting revealed projections for faster-than-expected US economic growth this year, while still indicating the possibility of interest rate cuts up to three times. The US economy is forecasted to expand by 2.1% in 2024, surpassing most other advanced economies and exceeding The Fed's previous forecasts from three months ago. Despite expectations of slightly higher underlying inflation and a robust job market, Chairman Powell signaled that these factors would not deter the committee from reducing borrowing costs from their current 23-year high of 5.25%-5.5%. Secondly, the China National People's Congress in March set a GDP growth target of around 5% for 2024 but did not introduce a significant stimulus package to achieve this goal. Thirdly, the Bank of Japan made a historic shift by ending an era of negative interest rates, raising borrowing costs for the first time since 2007 as the country moves past decades of deflation. The BoJ announced its intention to maintain the overnight interest rate within a range of approximately zero to 0.1%, compared to the previous range of -0.1%. Meanwhile, Indonesia's domestic economy is influenced by consumption patterns, particularly as the country enters the festive season of Hari Raya Idul Fitri (Lebaran). Normalized high rice prices contribute to a more favorable overall economic environment. Additionally, market discussions have commenced regarding the implementation of the next government program, including a proposed free lunch program for school students, which could potentially stimulate consumption. Reported softness in car and motorcycle sales is attributed to anticipation surrounding the February elections. However, the purchase of high-value items is expected to improve, supported by certain banks' promotion of credit growth.

Fund Bank Account

Deutsche Bank AG
 RD MANDIRI INV.SYARIAH BERIMBANG
 0098442-009

PT Bank Mandiri (Persero). Tbk Cabang Bursa Efek Indonesia, Jakarta
 REKSA DANA MANDIRI INVESTA SYARIAH BERIMBANG
 104-000-441-3261

DISCLAIMER

INVESTMENT IN MUTUAL FUND CONTAIN RISK. PRIOR TO INVESTING IN MUTUAL FUND, POTENTIAL INVESTOR MUST READ AND UNDERSTAND THE PROSPECTUS. PAST PERFORMANCE DOES NOT GUARANTEE / REFLECT THE FUTURE PERFORMANCE OF THE FUND. FINANCIAL SERVICE AUTHORITY (OJK) NEITHER GIVE ANY STATEMENT TO APPROVE OR REJECT THE SECURITIES NOR EXPRESS THE ACCURACY OR ADEQUACY OF THE CONTENTS OF MUTUAL FUND'S PROSPECTUS. ANY CONTRADICTION STATEMENT SHALL BE LEGAL BREACH. MUTUAL FUND IS A CAPITAL MARKET PRODUCT AND NOT A PRODUCT PUBLISHED BY SELLING AGENT/BANKS THE SELLING AGENT OF THE FUND SHALL NOT RESPONSIBLE FOR ANY CLAIM AND RISKS OF THE MANAGEMENT OF THE MUTUAL FUND'S PORTFOLIO BY INVESTMENT MANAGER.

This product information summary does not replace the Mutual Fund Prospectus and prepared by PT Mandiri Manajemen Investasi only for information needs and does not constitute an offer to buy or sell. All information contained in this document is presented correctly. If necessary, investors are advised to seek professional opinion before making an investment decision. Past performance is not necessarily a guide to future performance and is not also an estimate made to give an indication regarding future performance or trends.

