

Mandiri Investa Ekuitas Dinamis

Equity Fund

NAV/Unit IDR 880,62

Reporting Date

28 March 2024

Effective Statement

S-2500/BL/2011

Effective Date

10 March 2011

Custodian Bank

Deutsche Bank AG

Inception Date

21 March 2011

AUM

IDR 191,68 Billion

Currency

Indonesian Rupiah (IDR)

Pricing Frequency

Daily

Minimum Initial Investment

Rp 50.000

Number of Offered Units

5.000.000.000(Five Billion)

Management Fee

Max. 3% p.a

Custodian Fee

Max. 0,2% p.a

Subscription Fee

Min. 1% & Max. 3%

Redemption Fee

Max. 2%

Switching Fee

Max. 2%

ISIN Code

IDN000113107

Bloomberg Code

MANIEDI : IJ

Benefits Of Mutual Fund

- Professional management
- Investment diversification
- Investment value growth potential
- Easy investment disbursement

Main Risk Factor

- Risk of Deteriorating Economic and Political Condition
- Risk of Default
- Risk of Liquidity
- Risk of Diminishing of NAV of each participation unit
- Risk of Dissolution and Liquidation
- Risk of Electronic Media Transaction

Investment Period



Risk Period



Description

MIED Fund investing in Equity with Long Term and categorized High Risk. This Mutual fund's Portfolio carries various risks for investor.

Information on Mutual Fund Ownership

Confirmation letter for subscription, redemption and switching of mutual funds are valid legal proof of mutual fund ownership issued and delivered by the custodian bank. In case there is Securities Ownership (AKSES) facility, Participation Unit Holders could see Mutual Fund ownership through KSEI Akses webpage, <https://akses.ksei.co.id/>.

About Mandiri Investasi

PT Mandiri Manajemen Investasi (Mandiri Investasi) is a separate subsidiary of PT Mandiri Sekuritas established in October 26, 2004. PT Mandiri Sekuritas is Indonesia's leading investment bank and a subsidiary of PT Bank Mandiri (Persero) Tbk., the country's largest state-owned Bank. Mandiri Investasi and/or its predecessors have been managing investment portfolios since 1993, with Business License Number: No. Kep-11/PM/MI/2004. Mandiri Investasi is one of the Indonesia's largest domestic mutual fund with total assets under management totaling Rp 43,75 Trillion (as of 28 March 2024).

Custodian Bank

Deutsche Bank AG, Jakarta Branch ("DB") is a branch office of Deutsche Bank AG, a banking institution domiciled and having its headquarter in Germany. DB has a license from the OJK to operate as a custodian in the capital market based on BAPEPAM Chairman Decision No. Kep-07/PM/1994 dated 19 January 1994. DB is registered and supervised by the OJK.

Investment Objective

To provide optimal long term capital appreciation primarily through investing in listed Indonesian equities.

Investment Policy*

Equity Securities : 80% - 100%
Money Market or Debt Securities** : 0% - 20%

*) Exclude cash and equivalent

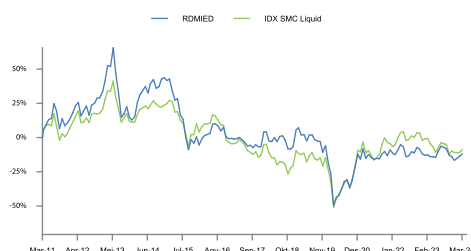
**) Maturing less than 1 year

Portfolio Allocation*

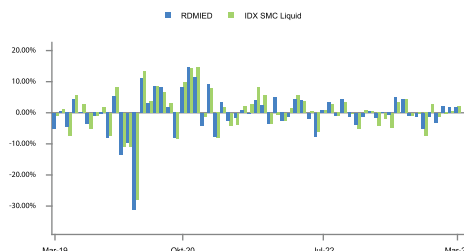
Equity : 92,60%
Deposit : 6,65%

*) Exclude cash and equivalent

Fund Performance



Monthly Return



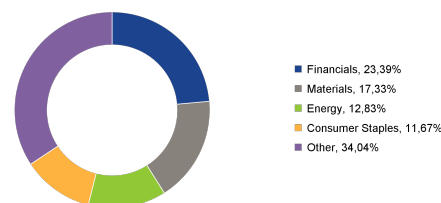
Top Holdings

(In Alphabetical Order)

AKR Corporindo Tbk.	Equity	4,30%
Aneka Tambang Tbk.	Equity	3,84%
Bank CIMB Niaga Tbk.	Equity	4,46%
BFI Finance Indonesia Tbk.	Equity	4,41%
BPD Jawa Barat dan Banten Tbk.	Deposit	4,43%
Cisarua Mountain Dairy Tbk.	Equity	3,51%
Indah Kiat Pulp & Paper Tbk.	Equity	4,47%
Jasa Marga (Persero) Tbk.	Equity	4,63%
Map Aktif Adiperkasa Tbk.	Equity	4,63%
Mayora Indah Tbk.	Equity	3,68%

Sector Allocation

(5 Biggest Sector)



Performance - 28 March 2024

	1 Month	3 Months	6 Months	1 Year	3 Years	5 Years	YTD	Since Inception
RDMIED	: 1,79%	5,72%	-3,97%	2,35%	3,82%	-13,50%	5,72%	-11,94%
Benchmark*	: 2,00%	2,20%	-4,13%	-4,41%	2,59%	4,10%	2,20%	-8,87%

*Benchmark Description:

Since April 2018 until now the benchmark is IDX SMC Liquid

Since June 2016 - March 2018 the benchmark was MSCI SMID Growth Index

Since August 2015 - May 2016 the benchmark was MSCI Indonesia Small Mid Growth dan JCI

Since April 2011 - July 2015 the benchmark was JCI 20 dan JCI

Best Month (November 2020) **14,57%**

Worst Month (March 2020) **-31,30%**

This Mutual fund had a best performance of 14,57% in November 2020 and reached a worst performance of -31,30% in March 2020.

Market Outlook

In March 2024, three global events emerged that could impact global equity markets. Firstly, The Fed's meeting revealed projections for faster-than-expected US economic growth this year, while still indicating the possibility of interest rate cuts up to three times. The US economy is forecasted to expand by 2.1% in 2024, surpassing most other advanced economies and exceeding The Fed's previous forecasts from three months ago. Despite expectations of slightly higher underlying inflation and a robust job market, Chairman Powell signaled that these factors would not deter the committee from reducing borrowing costs from their current 23-year high of 5.25%-5.5%. Secondly, the China National People's Congress in March set a GDP growth target of around 5% for 2024 but did not introduce a significant stimulus package to achieve this goal. Thirdly, the Bank of Japan made a historic shift by ending an era of negative interest rates, raising borrowing costs for the first time since 2007 as the country moves past decades of deflation. The BoJ announced its intention to maintain the overnight interest rate within a range of approximately zero to 0.1%, compared to the previous range of -0.1%. Meanwhile, Indonesia's domestic economy is influenced by consumption patterns, particularly as the country enters the festive season of Hari Raya Idul Fitri (Lebaran). Normalized high rice prices contribute to a more favorable overall economic environment. Additionally, market discussions have commenced regarding the implementation of the next government program, including a proposed free lunch program for school students, which could potentially stimulate consumption. Reported softness in car and motorcycle sales is attributed to anticipation surrounding the February elections. However, the purchase of high-value items is expected to improve, supported by certain banks' promotion of credit growth.

Fund Bank Account

Deutsche Bank AG
RD MANDIRI INVESTA EKUITAS DINAMIS
0083139-009

PT Bank Mandiri (Persero). Tbk Cabang Bursa Efek Indonesia, Jakarta
REKSA DANA MANDIRI INVESTA EKUITAS DINAMIS
104-000-441-3972

DISCLAIMER

INVESTMENT IN MUTUAL FUND CONTAIN RISK. PRIOR TO INVESTING IN MUTUAL FUND, POTENTIAL INVESTOR MUST READ AND UNDERSTAND THE PROSPECTUS. PAST PERFORMANCE DOES NOT GUARANTEE / REFLECT THE FUTURE PERFORMANCE OF THE FUND. FINANCIAL SERVICE AUTHORITY (OJK) NEITHER GIVE ANY STATEMENT TO APPROVE OR REJECT THE SECURITIES NOR EXPRESS THE ACCURACY OR ADEQUACY OF THE CONTENTS OF MUTUAL FUND'S PROSPECTUS. ANY CONTRADICTION STATEMENT SHALL BE LEGAL BREACH. MUTUAL FUND IS A CAPITAL MARKET PRODUCT AND NOT A PRODUCT PUBLISHED BY SELLING AGENT/BANKS THE SELLING AGENT OF THE FUND SHALL NOT RESPONSIBLE FOR ANY CLAIM AND RISKS OF THE MANAGEMENT OF THE MUTUAL FUND'S PORTFOLIO BY INVESTMENT MANAGER.

This product information summary does not replace the Mutual Fund Prospectus and prepared by PT Mandiri Manajemen Investasi only for information needs and does not constitute an offer to buy or sell. All information contained in this document is presented correctly. If necessary, investors are advised to seek professional opinion before making an investment decision. Past performance is not necessarily a guide to future performance and is not also an estimate made to give an indication regarding future performance or trends.